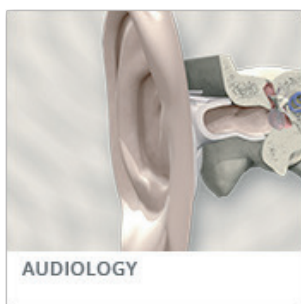


Primal's 3D Communication Disorder Package

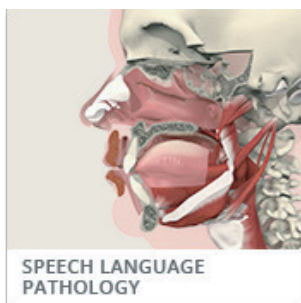
Primal's Communications Disorder Package, is an innovative and medically accurate interactive 3D atlas and clinical reference, making the perfect learning and teaching resource for communication disorder educators, students and practitioners. This package contains four highly detailed and medically accurate titles which will provide you with everything you need to teach, learn and practice.



AUDIOLOGY

3D Human Anatomy and Physiology for Audiology

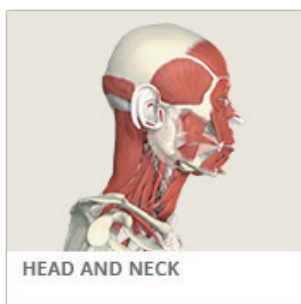
Audiology brings learning to life with interactive 3D models, narrated animations, and micro-anatomy images, as well as ancillary content that covers aging, case studies, common clinical conditions and quizzes.



SPEECH LANGUAGE PATHOLOGY

3D Human Anatomy for Speech Language Pathology

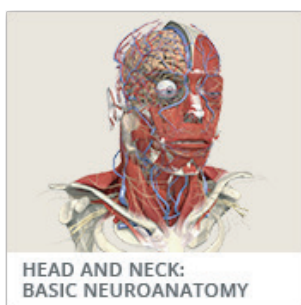
Featuring a comprehensive selection of 3D views covering key body systems and visually stunning head and neck views, this resource is complemented by a wealth of multimedia clinical content covering swallowing, phonetics and many common presenting disorders.



HEAD AND NECK

3D Human Anatomy for Head & Neck

This title forms part of our benchmark medically accurate 3D anatomy series for the whole body. With a focus on providing a highly detailed anatomy text and multimedia library, the extensive content includes a large range of fully labeled and interactive anatomical models.



HEAD AND NECK:
BASIC NEUROANATOMY

3D Human Anatomy for Head & Neck Basic Neuroanatomy

Access stunning 3D computer graphic modeling of the head, neck, face, larynx and pharynx, external, middle and inner ear, orbit and eyes, oral and nasal cavities, teeth, tongue, sinuses, cervical plexus, brachial plexus, plus an interactive laryngoscopic view down the trachea.